



ಬೃಹತ್ ಬೆಂಗಳೂರು ಮಹಾನಗರ ಪಾಲಿಕೆ
Bruhat Bengaluru Mahanagara Palike



BBMP COVID-19 WAR ROOM 19.12.2022

BBMP / COVID-19 WAR ROOM / BULLETIN – 1001/ 19.12.2022 / #BBMPfightsCOVID19



OVERVIEW OF COVID-19 IN BENGALURU

CASE TRENDS ACTIVE CASES **1,228**

Confirmed Cases

9

18,76,500 #

Recovered Cases

49

18,58,281 #

Death Cases

0

16,991 #



HOSPITALIZATION

1

ICU – V

-

ICU

-

HDU

-

General

1

INCLUDES GOVT. QUOTA AND PRIVATE WALK-IN HOSPITALIZATION



VACCINATION

38

2,04,95,815 #

First Dose

3

96,79,853 #

Second Dose

7

94,84,551 #

Precaution Dose

28

13,31,411 #



TRIAGING

MTU

2

Tele Triage

4



ACTIVE CZs

0

MCZs (< 5 cases)

0

Clusters (> 5 cases)

0



TESTING

908

3,20,00,432 #

Positivity : 1.63%

*FOR LAST 7 DAYS

RAT

195

RTPCR

713

: indicates cumulative numbers till date



ABSTRACT OF COVID-19 SCENARIO IN BENGALURU


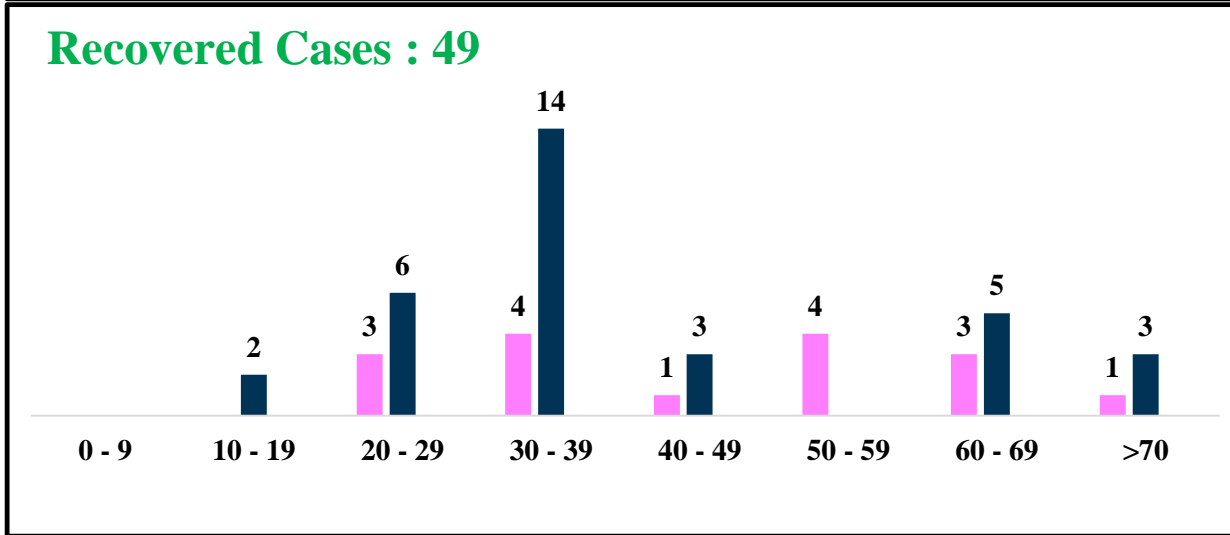
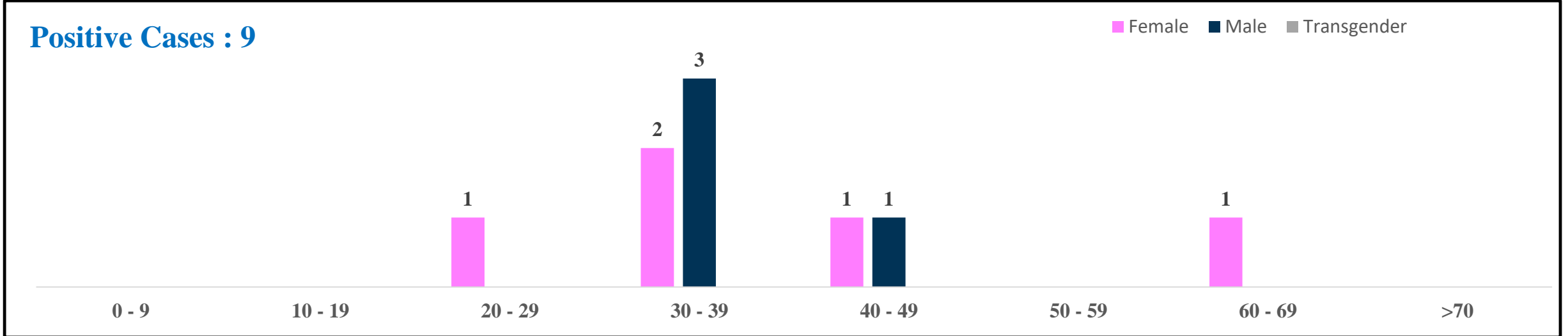


	MALE			FEMALE			TRANSGENDER			TOTAL		
	Last 24 Hours	Last 7 Days	Cumulative	Last 24 Hours	Last 7 Days	Cumulative	Last 24 Hours	Last 7 Days	Cumulative	Last 24 Hours	Last 7 Days	Cumulative
Positive Cases	4	53	11,06,490	5	51	7,69,814	0	0	196	9	104	18,76,500
Recovered Cases	33	127	10,93,998	16	92	7,64,096	0	0	187	49	219	18,58,281
Death Cases	0	1	10,761	0	0	6,226	0	0	4	0	1	16,991
Total Tests Done	In Last 24 hrs. : 908			In last 7 days : 6,390			Cumulative : 3,20,00,432					
Vaccine Doses Administered	In Last 24 hrs. : 38			In last 7 days : 1,962			Cumulative : 2,04,95,815					
ACTIVE CASES							1,228					

*Covid deaths occurred today : 00 | Covid deaths occurred beyond last 24hrs., reported today : 00



LAST 24 HOURS AGE GROUP AND GENDER WISE DISTRIBUTION

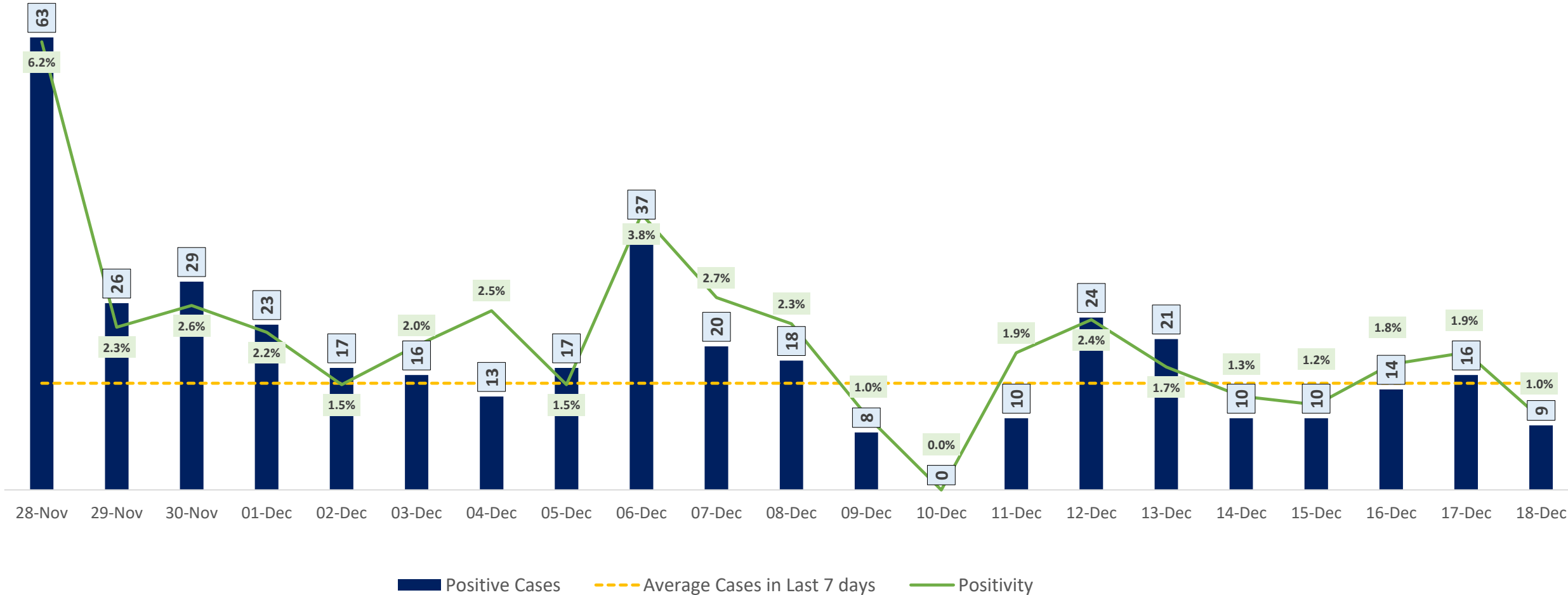




POSITIVITY RATE OF BENGALURU – LAST 21 DAYS



Average Cases in Last 7 days : 15

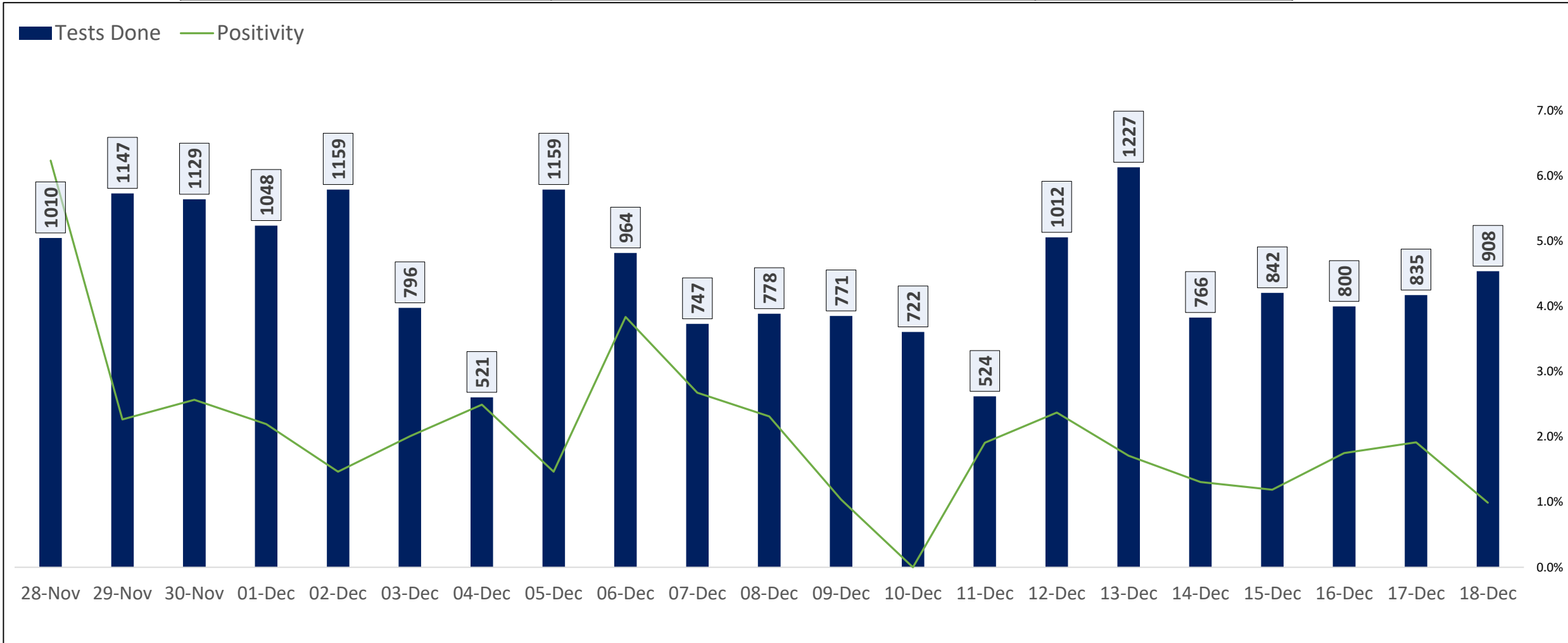




TESTING TRENDS IN BENGALURU

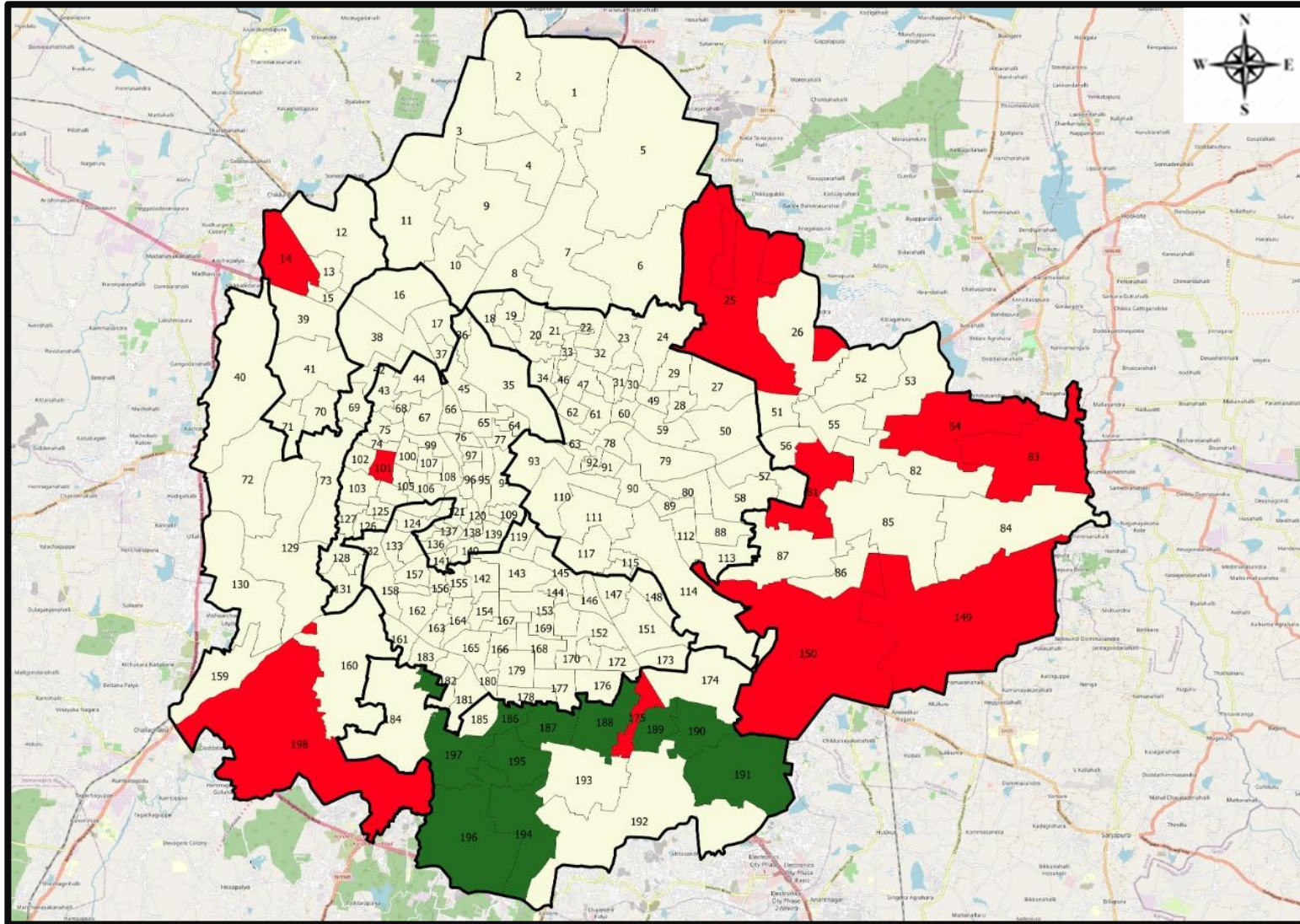


Total Test Conducted Till Date	Test Conducted Last 24 hours	Last 7 Days Average
3,20,00,432	908	913





BENGALURU URBAN MAP SHOWING TREND OF POSITIVE CASES IN LAST 7 DAYS



Top 10 wards reporting highest number of positive cases in last 10 days

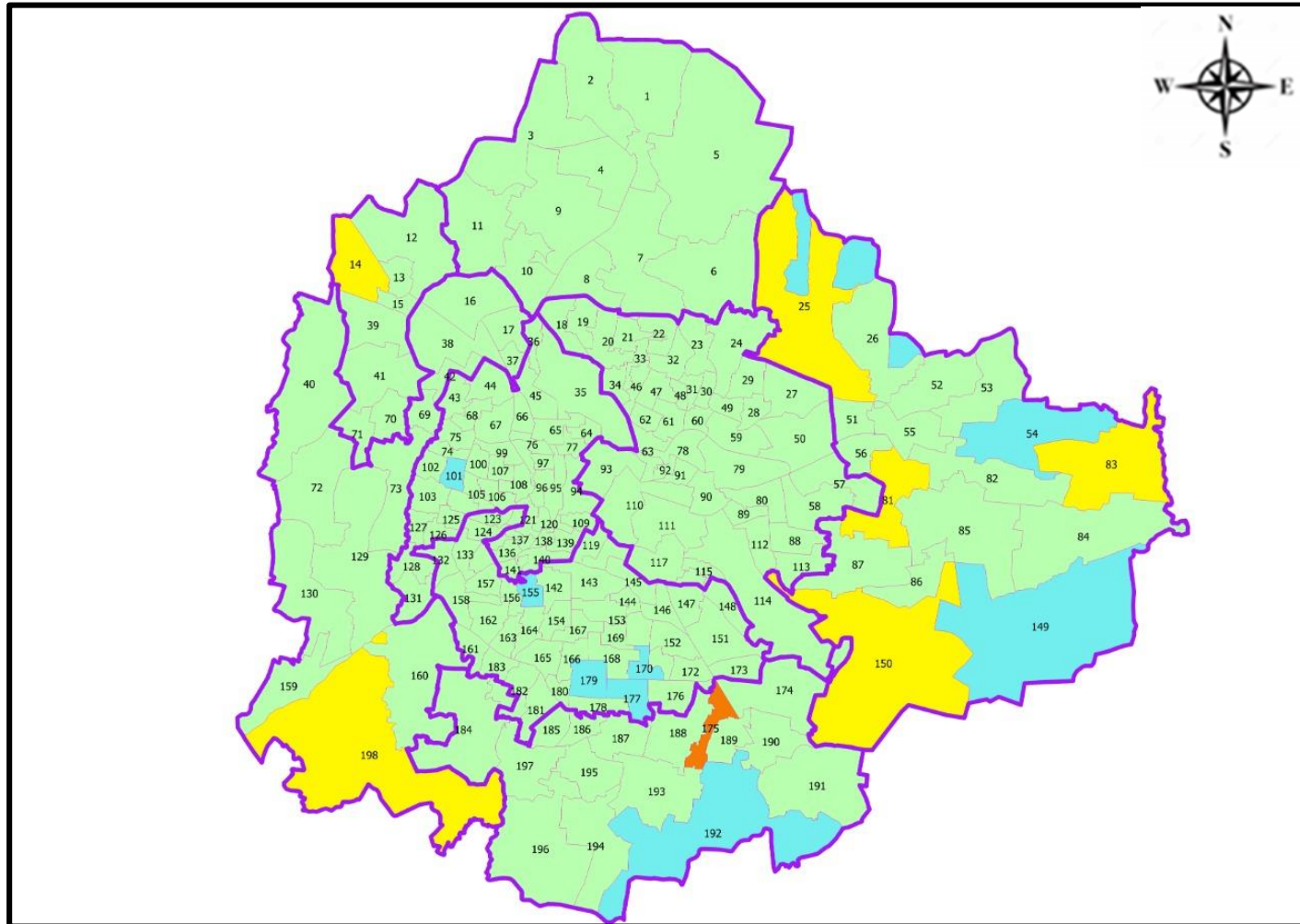
Ward No.	Ward Name	Daily Cases Average
175	Bommanahalli	1
25	Horamavu	1
150	Bellanduru	1
198	Hemmigepura	1
14	Bagalakunte	0
81	Vijnana Nagar	0
83	Kadugodi	0
54	Hudi	0
101	Kamakshipalya	0
149	Varthuru	0







Top 10 wards reporting least number of positive cases in last 7 days

Ward No.	Ward Name	Daily Cases Average
197	Vasanthpura	0
196	Anjanapura	0
195	Konanakunte	0
194	Gottigere	0
191	Singasandra	0
190	Mangammanapalya	0
189	Hongasandra	0
188	Bilekhali	0
187	Puttenahalli	0
186	Jaraganahalli	0



BENGALURU MAP SHOWING INTENSITY OF POSITIVE CASES IN LAST 7 DAYS



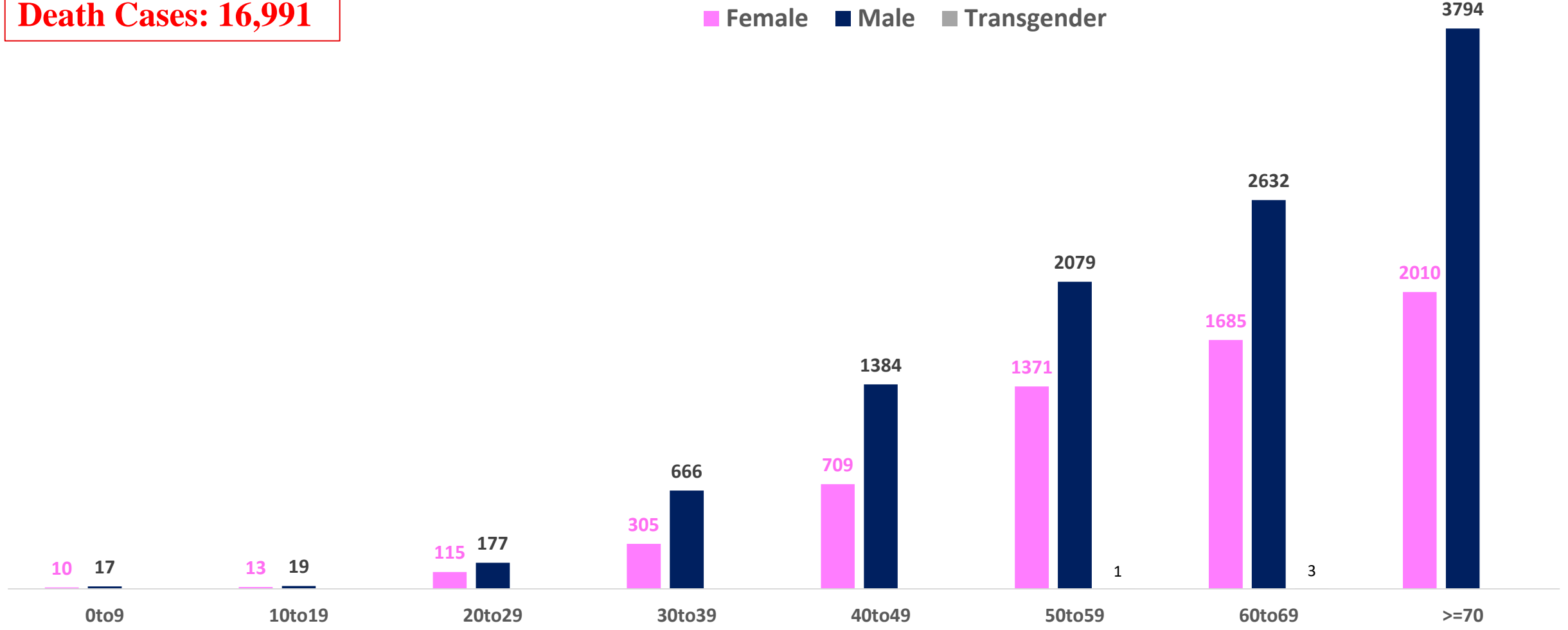
-  Level 1 : 0 to 1 Cases
-  Level 2 : 1 to 3 Cases
-  Level 3 : 3 to 5 Cases
-  Level 4 : 5 to 10 Cases
-  Level 5 : More than 10 Cases
-  Zone Boundaries



AGE AND GENDER WISE DISTRIBUTION OF DEATH CASES



Death Cases: 16,991





COVID-19 SCENARIO IN BENGALURU AND OTHER METROPOLITAN CITIES



CITY NAME	Positive Cases	Active Cases	Recovered	Deceased	Vaccine Doses Administered
New Delhi	20,07,077	29	19,80,529	26,519	3,73,17,328
Bengaluru*	18,76,500	1,228	18,58,281	16,991	2,37,78,980
Mumbai	11,54,118	43	11,34,330	19,745	2,21,34,555
Chennai	7,93,151	12	7,84,068	9,071	1,13,96,462

Source : <https://dashboard.cowin.gov.in/> at 5:00pm (19.12.2022)
Source : <https://www.covid19bharat.org/> at 5:00pm (19.12.2022)

*includes BBMP & Bengaluru Urban



SNAPSHOT OF COVID-19 CASES IN BENGALURU URBAN



**Total Wards With
0 Cases* :
151**

**Tests Conducted
on 18.12.2022:
908**

**Recovery
Rate*:
99.03%**

**Total
Active Cases :
1,228**

**Total Vaccinated
on 18.12.2022:
38**





**Positivity
Rate* :
1.63%**

**Active
Rate*:
0.07%**

**Case
Fatality Rate* :
0.96%**

*Total positive cases In the past 7 days

*CFR and positivity is for Past 7 days

Download BBMP Bulletin	https://apps.bbmpgov.in/covid19/mediabulletin.php
To register for vaccination :	https://selfregistration.cowin.gov.in/
BBMP COVID19 Dashboard:	https://apps.bbmpgov.in/covid19/
Follow us on:	 www.facebook.com/bbmp.comm1/
	 twitter.com/BBMPCOMM
	  BBMPSplHealth

Issued by:

Honorable Chief Commissioner, BBMP
Special Commissioner Health & IT, BBMP
MD, Bengaluru Smart City Limited

THANK YOU !

